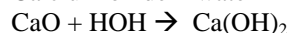


Oxide Reactions & Net Ionic Reactions

The first type of reactions we will look at today are reactions between an oxide (a compound with oxygen as its anion) and water. There are two such types of reactions. In the first type, a **metal oxide** reacts with water and a **base** is formed. All bases, for now, **end in hydroxide (OH)**. In the second type, a **non-metal oxide** reacts with water and an **acid** is formed. All acids, for now, **begin with hydrogen (H)**. These reactions take the form of a **synthesis reaction**, even though their setup is similar to that of a double displacement reaction. The best way to identify these particular reactions is to look for water as a reactant. If water is one of your reactants, check the other reactant. If it is either a metal oxide or a non-metal oxide, your product will be either a base or an acid. Take a look at the examples below.

Example #1 Metal oxide + water

Calcium oxide + water \rightarrow



Note in the above reaction that the product is formed by taking the metal, calcium, and combining it with hydroxide (OH). To form their compound you **MUST** cross charges. Lets go through one step by step.

Determine the product for the following reactants: sodium oxide + water

Description of Action	Action
1. Write the formulas of the reactants. Remember, if it has more than one word, it is a compound and you MUST cross charges. Also, write water as HOH.	1. $\text{Na}_2\text{O} + \text{HOH} \rightarrow$ (Note: In the above formulas the charges have already been crossed. Sodium's 1+ went to oxygen and oxygen's 2- went to sodium. Hydrogen is 1+ and hydroxide is 1-, so their charges cancel each other out.)
2. Examine your formula...and if you spot water as a reactant, a bell should go off in your head. Check out the other formula. If that other formula is an oxide (meaning oxygen is the anion) determine which kind.	2. $\text{Na}_2\text{O} + \text{HOH} \rightarrow$ Ding, ding, ding!!! Water is a reactant. The other reactant is an oxide. Since sodium is a metal, sodium oxide is a metal oxide.
3. Write your product. The product will always begin with the metal and end in hydroxide. Since you are forming a compound, you must cross charges.	3. $\text{Na}_2\text{O} + \text{HOH} \rightarrow \text{Na}^{1+}(\text{OH})^{1-}$
4. Write your product with the charges crossed. Do not write + signs, - signs, ones and if there is no number written outside of the parenthesis, eliminate them.	4. $\text{Na}_2\text{O} + \text{HOH} \rightarrow \text{NaOH}$
5. Balance the equation.	5. $\text{Na}_2\text{O} + \text{HOH} \rightarrow 2 \text{NaOH}$

Now, you try it with: magnesium oxide + water

Description of Action	Action
1.	1.
2.	2.
3.	3.
4.	4.
5.	5.

Non-metal oxides work in much the same way. The difference between metal oxides and non-metal oxides however is that instead of ending in hydroxide, non-metal oxides begin with hydrogen. Lets look at an example below.

Example #2 Non-metal oxide + water

Sulfur trioxide (SO₃) + water →



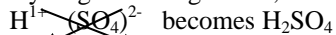
Note above that the product begins with hydrogen and then the other elements are listed in order of appearance (first sulfur and then oxygen). These reactions always work out such that the subscript of each element is equal to the number. The product is formed by adding the oxygen from water to SO₃, making it SO₄. The compound is written by crossing the charges of H and SO₄. See below.



The O from HOH changes SO₃ to SO₄.

SO₄ is the anion. Look on the back of your periodic table and you will see that SO₄ has a charge of 2-.

Hydrogen's charge is 1+, making it the cation. Put the cation first, cross the charges and the product is formed.



The complete reaction is: SO₃ + HOH → H₂SO₄

Let's go through one step by step. Determine the product of dinitrogen pentoxide (N₂O₅) and water.

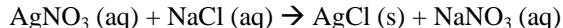
Description of Action	Action
1. Write the formulas of the reactants. Since all non-metal oxides are covalent compounds and we have not yet studied them, I will provide you with the formula for these compounds. Write water as HOH.	1. N ₂ O ₅ + HOH → (NO ₂ is a covalent compound. We have not studied them yet, so I will provide the formula for you.)
2. Examine your formula...and if you spot water as a reactant, a bell should go off in your head. Check out the other formula. If that other formula is an oxide (meaning oxygen is the anion) determine which kind.	2. N ₂ O ₅ + HOH → Ding, ding, ding!!! (There is that bell again.) Water is a reactant. The other reactant is an oxide. Since nitrogen is a non-metal, nitrogen dioxide is a non-metal oxide.
3. Write hydrogen as your cation with its charge. Add the oxygen from water to the non-metal oxide. Reduce if necessary. Look the ion up on the back of your periodic table to find its charge. This is your anion.	3. N ₂ O ₅ becomes N ₂ O ₆ . N ₂ O ₆ can be reduced to NO ₃ . NO ₃ has a 1- charge. H has a 1+ charge. Write H first, NO ₃ second, and cross their charges. N ₂ O ₅ + HOH → H ¹⁺ (NO ₃) ¹⁻
4. Write your equation eliminating any + signs, - signs, ones and parenthesis.	4. N ₂ O ₅ + HOH → HNO ₃
5. Balance if necessary.	5. N ₂ O ₅ + HOH → 2HNO ₃

Now you do these same with carbon dioxide (CO₂) and water.

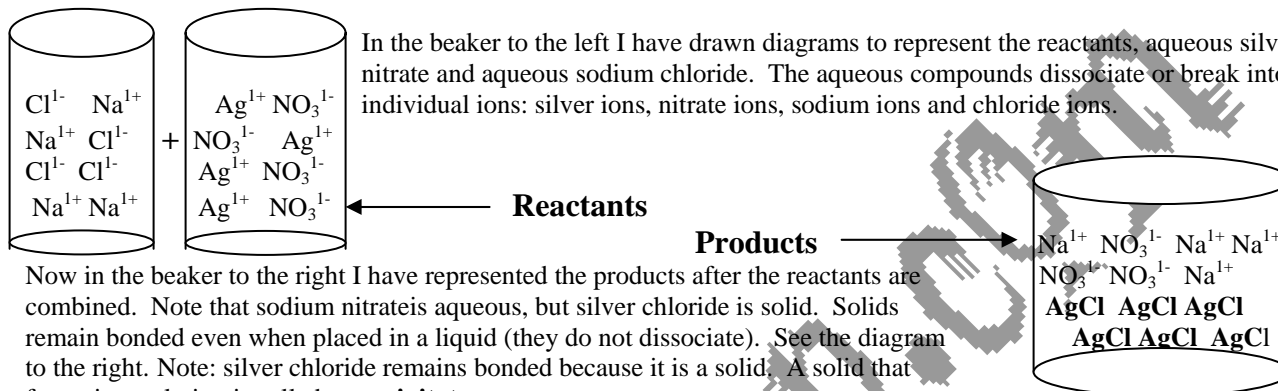
Description of Action	Action
1.	1.
2.	2.
3.	3.
4.	4.
5.	5.

Complete Ionic Equations & Net Ionic Equations

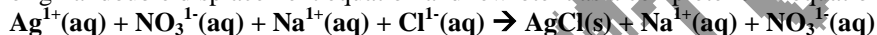
The last of chemical equations we will study are variations on double displacement reactions. Below I have written a regular double displacement reaction.



In the above reaction **aqueous** silver nitrate reacts with **aqueous** sodium chloride to yield **solid** silver chloride and **aqueous** sodium nitrate. The term aqueous means dissolved in water. When most ionic compounds are dissolved in water they dissociate or break into ions. So, when we say aqueous silver nitrate, what we have is silver ions and nitrate ions dissolved in water. Perhaps the diagram below will show you what I mean.

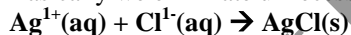


Anyway, let's get to the point at hand. When you are asked to write a **complete ionic equation** you must write aqueous compounds as if they are dissociated ions. Remember solids stay bonded, so they can be written as compounds. I took our original double displacement equation and rewrote it as a complete ionic equation. See below.



Aqueous compounds are written as individual ions. Since solids do not dissociate they can be written as compounds.

A **net ionic equation** is a simplified version of a complete ionic equation. In a net ionic compound particles that do not take part in the reaction are not written. These ions that are not directly involved in a reaction are called **spectator ions**. When writing net ionic equations any ion that does not combine to form a solid, liquid (water only) or gas is not written. Basically we eliminate unnecessary aqueous ions. The net ionic compound for the above reaction would be:



The spectator ions that were not included in the net ionic equation are: Na^+ & NO_3^-
The precipitate that formed in the above reaction is AgCl.

Now, suppose you are given two aqueous reactants. How can you determine whether or not your product will be aqueous or solid? To do this we will take advantage of another chart on the back of your periodic table.

insoluble = solid is formed (s)

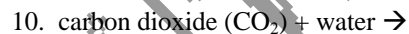
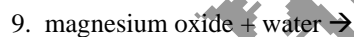
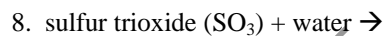
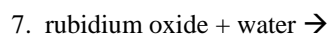
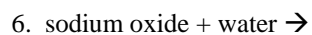
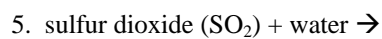
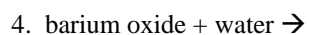
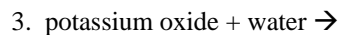
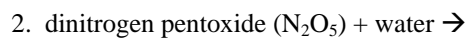
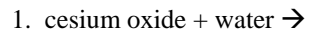
soluble = compound dissociates (aq)

To Summarize Net Ionic Equations:

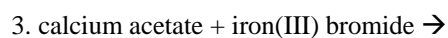
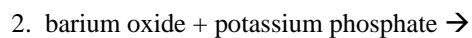
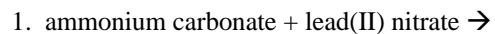
1. Write the complete double displacement equation.
2. Balance the equation.
3. Use your chart to determine whether each compound is aqueous or solid.
4. Break all aqueous compounds into ions. Leave any solids as compounds (they do not dissociate).
5. Circle the solid that is formed and the two ions that make up the solid.
6. Rewrite all that you circled.

Homework

Part I: Oxides + Water: For each of the following, write the complete balanced equation.



Part II: Complete Ionic & Net Ionic Equations. For each of the following reactants, write both the complete ionic equation and the net ionic equation. Be sure to use your chart to determine whether the compounds are soluble or insoluble.



4. silver chlorate + barium oxide →

5. zinc acetate + sodium hydroxide →

Part III: Random Equations. Write balanced equations for each of the following.

1. calcium + iodine →

2. dinitrogen pentoxide (N_2O_5) + water →

3. copper(II) sulfate + sodium sulfide → (Write this equation as both a complete ionic and a net ionic equation.)

4. chlorine + barium iodide →

5. hydrogen chloride →

6. pentane (C_5H_{12}) + oxygen →

7. cesium oxide + water →

8. aluminum + water →